



# 2018-2019 IUPUI BASKETBALL GAME NOTES

# IUPUI

## SCHEDULE/RESULTS

(0-1, 0-0 HORIZON)

Date	Opponent	Result/Time
Oct. 29	# Central State	W, 86-52
Nov. 6	at Xavier	L, 69-82
Nov. 10	Eastern Illinois	1:00 pm
Nov. 14	^ at Boston College	7:00 pm
Nov. 16	^ at Richmond	7:00 pm
Nov. 23	^ vs. St. Francis (NY)	7:00 pm
Nov. 24	^ vs. Grambling/Niagara	tbd
Nov. 28	Bradley	7:00 pm
Dec. 1	Ball State	1:00 pm
Dec. 6	IU Kokomo	7:00 pm
Dec. 12	IU Northwest	7:00 pm
Dec. 15	Western Illinois	1:00 pm
Dec. 18	at Purdue Fort Wayne	7:00 pm
Dec. 21	at Morehead State	5:35 pm
Dec. 28	*at Northern Kentucky	7:00 pm
Dec. 30	*at Wright State	3:00 pm
Jan. 4	*at UIC	7:00 pm
Jan. 10	*Cleveland State	7:00 pm
Jan. 12	*Youngstown State	1:00 pm
Jan. 17	*at Green Bay	8:00 pm
Jan. 19	*at Milwaukee	7:00 pm
Jan. 24	*Oakland	11:00 am
Jan. 26	*Detroit Mercy	1:00 pm
Feb. 1	*Northern Kentucky	7:00 pm
Feb. 3	*Wright State	1:00 pm
Feb. 9	*UIC	1:00 pm
Feb. 14	*at Youngstown State	7:00 pm
Feb. 16	*at Cleveland State	1:00 pm
Feb. 22	*Milwaukee	7:00 pm
Feb. 24	*Green Bay	1:00 pm
Feb. 28	*at Detroit Mercy	8:00 pm
Mar. 2	*at Oakland	4:00 pm
Mar. 5-6	& HL Quarterfinals	7:00 pm
Mar. 11	& HL Semifinals	tbd
Mar. 12	& HL Championship	tbd

# denotes exhibition  
 \* denotes Horizon League games  
 ^ part of Fort Myers Tip-Off  
 (first two games on campus sites / last two at Niagara)  
 & denotes Horizon League Tournament games  
 (quarterfinals on campus sites / semis and finals in Detroit)

## MEDIA COVERAGE

TV: ESPN3

Video Stream: ESPN3

Audio: none

Live Stats: IUPUIJags.com

Twitter: @IUPUIJags / @IUPUIMensBball

## MBB CONTACT

Ed Holdaway - IUPUI Assistant AD

Email: eholdawa@iupui.edu

Twitter: @EdHoldaway

Cell: 317-908-2645

'03 NCAA TOURNAMENT, 2010 CBI

## IUPUI (0-1) vs. EASTERN ILLINOIS (0-1)

Saturday, November 9, 2018 • 1:00 p.m. • Indianapolis, Ind. • Indiana Farmers Coliseum (6,800)


## STAT BREAKDOWN

IUPUI		EIU
69.0	PPG	59.0
82.0	Opp. PPG	71.0
.357	FG%	.357
.470	Opp. FG%	.500
36.0 (-7.0)	RPG (Margin)	34.0 (-1.0)
.333	3FG%	.261
.769	FT%	.722
15.0 (-2.0)	TO/G (Margin)	19.0 (-3.0)
---	RPI	---

## SERIES BREAKDOWN

Overall:	2-3
Gardner vs. EIU:	0-1
in Charleston:	1-2
in Indianapolis:	1-1
neutral:	0-0
Last Meeting:	Nov. 17, 2017
Outcome:	EIU 80, IUPUI 79 (Charleston)
Streak:	EIU has won 1
Quick Note:	EIU's Terrell Lewis made 2 game-winning FTs with 6 seconds left in last year's game

## THE JAGUARS



### PROBABLE STARTERS

No.	Name	Yr.	Pos.	Ht.	Hometown	PPG	RPG	APG	FG%	3FG%	FT%
5	Camron Justice	Jr.	G	6-3	Hindman, Ky.	9.0	3.0	0.0	.167	.250	.857
22	D.J. McCall	Sr.	G	6-6	Fort Wayne, Ind.	4.0	5.0	5.0	.250	.000	.000
23	Grant Weatherford	Jr.	G	6-2	Cicero, Ind.	8.0	2.0	1.0	.429	.000	1.000
24	Evan Hall	Sr.	F	6-7	Hindman, Ky.	---	---	---	---	---	---
32	Elyjah Goss	So.	F	6-7	Plainfield, Ill.	4.0	8.0	0.0	.400	.000	.000

### OFF THE BENCH

0	Jaylen Minnett	So.	G	6-1	Terre Haute, Ind.	21.0	3.0	2.0	.400	.417	1.000
2	Jakoby Kemp	So.	F	6-8	Layton, Utah	---	---	---	---	---	---
4	Jack Hansen	Fr.	F	6-7	Noblesville, Ind.	10.0	4.0	0.0	.375	.333	1.000
10	Nick Rogers	Jr.	G	6-1	Indianapolis, Ind.	3.0	3.0	3.0	.500	1.000	---
11	Brandon Kenyon	Fr.	F/C	6-10	Caledonia, Ontario	7.0	1.0	0.0	.400	.000	1.000
15	Ahmed Ismail	Sr.	C	7-1	Cairo, Egypt	3.0	6.0	0.0	---	---	.750
25	Trevor Johnson	Jr.	G	6-2	Flagstaff, Ariz.	---	---	---	---	---	---
55	Daniel Alston	Fr.	G	6-0	Champaign, Ill.	---	---	---	---	---	---

## QUICK HITTERS

- IUPUI returns just five letterwinners from a season ago and three starters in **Evan Hall**, **D.J. McCall** and **Nick Rogers**. Hall is the team's top returning scorer (7.7 ppg) and rebounder (6.1 rpg) while sophomore guard **Jaylen Minnett** is next in line at 7.1 ppg.
- The Jaguars' top three scorers from last season all departed as Aaron Brennan (12.4 ppg, 4.5 rpg) and Ron Patterson (10.3 ppg) graduated and rising senior guard T.J. Henderson (10.8 ppg) opted to transfer to NAIA Marian University.
- Head coach **Jason Gardner** enters his fifth season on the Jaguars' sidelines, boasting a 48-78 career record. He's 30-36 (.455) in league games in his four seasons and guided the Jags to The Summit League Tournament Semifinals in his third season in 2016-17.
- IUPUI is seven years removed from a winning season as current Georgia State head coach Ron Hunter guided the Jaguars to a 19-14 mark in the 2010-11 campaign. Since then, IUPUI has gone just 74-147 for a .335 winning percentage.
- Four of IUPUI's newcomers this season sat out last season as part of the program and will be eligible this season. Junior guard **Camron Justice** leads that group, having transferred to IUPUI after two years at Vanderbilt. Senior center **Ahmed Ismail** has one season of eligibility remaining after coming to IUPUI from Manhattan and junior guard **Grant Weatherford** is cleared for takeoff after sitting out last season after transferring from Midland (Texas) College. The fourth is **Trevor Johnson**, who joined the program midyear last year from the junior college ranks. The Arizona-native is immediately eligible this season.
- Including tonight, IUPUI is expected to make 27 appearances on the ESPN family of networks, including a nationally televised game with UIC on ESPNU on Jan. 4. The Jags are scheduled for 16 games on the newly launched ESPN+ platform and 10 others on ESPN3.

## 2018-2019 ROSTER

### NUMERIC ROSTER

##	Name	Pos.	Ht.	Wt.	Yr.	Hometown/High School (Previous)
0	Jaylen Minnett	G	6-1	180	So.	Terre Haute, Ind./Terre Haute South
1	# Jamil Jackson Jr.	G/F	6-6	190	Jr.	Minneapolis, Minn./Minneapolis North (Southern Utah)
2	Jakoby Kemp	F	6-8	190	So.	Layton, Utah/Layton (Salt Lake C.C.)
4	Jack Hansen	F	6-7	205	Fr.	Noblesville, Ind./Guerin Catholic
5	Camron Justice	G	6-3	180	Jr.	Hindman, Ky./Knott County Central (Vanderbilt)
10	Nick Rogers	G	6-1	170	Jr.	Indianapolis, Ind./Traders Point Academy (Toledo)
11	Brandon Kenyon	F/C	6-10	225	Fr.	Caledonia, Ontario/RISE Prep
14	# Marcus Burk	G	6-3	205	Jr.	Indianapolis, Ind./Franklin Central (Campbell)
15	Ahmed Ismail	C	7-1	260	Sr.	Cairo, Egypt/Nakhas Zagazig (Manhattan)
22	D.J. McCall	G	6-6	190	Sr.	Fort Wayne, Ind./Concordia Lutheran
23	Grant Weatherford	G	6-2	185	Jr.	Cicero, Ind./Hamilton Heights (Midland [Tex.] College)
24	Evan Hall	F	6-7	230	Sr.	Hindman, Ky./Knott County Central
25	Trevor Johnson	G	6-2	170	Jr.	Flagstaff, Ariz./Flagstaff (Mesa C.C.)
32	Elyjah Goss	F	6-7	195	So.	Bolingbrook, Ill./Plainfield East
55	Daniel Alston	G	6-0	175	Fr.	Champaign, Ill./Judah Christian

### COACHING STAFF

<b>Head Coach:</b>	Jason Gardner
<b>Alma Mater:</b>	Arizona, '11
<b>Career Record:</b>	(48-78; 5th season)
<b>IUPUI Record:</b>	(48-78; 5th season)
<b>Conference Record:</b>	(30-36; 5th season)
<b>Associate Head Coach:</b>	Byron Rimm II
<b>Alma Mater:</b>	Cal State Los Angeles, '99
<b>Assistant Coach:</b>	Matt Bringman
<b>Alma Mater:</b>	Palm Beach Atlantic, '06
<b>Assistant Coach:</b>	Matt Dunn
<b>Alma Mater:</b>	Fort Hays State, '07
<b>Dir. of Operations:</b>	Isaac Loechle
<b>Alma Mater:</b>	Indiana, '01
<b>Strength Coach:</b>	Jason Quarles
<b>Alma Mater:</b>	IUPUI, '12

### PRONUNCIATION GUIDE


<b>ELYJAH</b> Goss	(same as Elijah)
Jaylen <b>MINNETT</b>	(min- <b>NET</b> )
<b>AHMED</b> ISMAIL	(AH-med <b>ISH</b> -male)

# will sit out the 2018-19 season as a Division I transfer


## RADIO / TV ROSTER



**#0 - JAYLEN MINNETT**  
6-1 // Soph. // G  
Terre Haute, Ind.



**#2 - JAKOBY KEMP**  
6-8 // Soph. // F  
Layton, Utah




**#4 - JACK HANSEN**  
6-7 // Fr. // F  
Noblesville, Ind.



**#5 - CAMRON JUSTICE**  
6-3 // Jr. // G  
Hindman, Ky.



**#10 - NICK ROGERS**  
6-1 // Jr. // G  
Indianapolis, Ind.



**#11 - BRANDON KENYON**  
6-10 // Fr. // F/C  
Caledonia, Ontario



**#15 - AHMED ISMAIL**  
7-1 // Sr. // C  
Cairo, Egypt



**#22 - D.J. McCALL**  
6-6 // Sr. // G  
Fort Wayne, Ind.



**#23 - GRANT WEATHERFORD**  
6-2 // Jr. // G  
Cicero, Ind.




**#24 - EVAN HALL**  
6-7 // Sr. // F  
Hindman, Ky.



**#25 - TREVOR JOHNSON**  
6-2 // Jr. // G  
Flagstaff, Ariz.



**#32 - ELYJAH GOSS**  
6-7 // Soph. // F  
Bolingbrook, Ill.



**#55 - DANIEL ALSTON**  
6-0 // Fr. // G  
Champaign, Ill.



**JASON GARDNER**  
Head Coach  
5th season

## CAREER DOUBLE-DIGIT PERFORMANCES/STARTS

### Double-Digit Scoring Games

Name	Season	Career
Goss	0	1
Hall	0	24
Hansen	1	1
McCall	0	13
Minnett	1	8
Rogers	0	3

### 20+ Point Scoring Games

Name	Season	Career
Hall	0	2
McCall	0	2
Minnett	1	1

### Double-Digit Reb. Games

Name	Season	Career
Goss	0	1
Hall	0	9
McCall	0	3
<b>Double-Doubles</b>		
Name	Season	Career
Hall	0	5

### Games Started

Name	Season	Career
Goss	1	1
Hall	0	63
Ismail	1	1
Justice	1	1
McCall	1	65
Minnett	0	4
Rogers	0	25
Weatherford	1	1

POLLS						HORIZON LEAGUE					
ASSOCIATED PRESS			COACHES			HORIZON LEAGUE STANDINGS			IUPUI IN HORIZON LEAGUE STATS		
Preseason (Oct. 21)			Preseason (Oct. 21)			through Nov. 8			as of Nov. 1 [denotes NCAA ranking]		
Rank	Team (1st)		Rank	Team (1st)		Team	Overall (Pct.)	HL (Pct.)	Category	HL [Nat Rk.]	Stat
1	Kansas (37)		1	Kansas (14)		Green Bay .....	1-0 (1.000)	0-0 (.000)	Scoring .....		
2	Kentucky (19)		2	Kentucky (12)		Northern Ky.....	1-0 (1.000)	0-0 (.000)	Scoring Defense.....		
3	Gonzaga (1)		3	Duke (4)		Wright State .....	1-0 (.000)	0-0 (.000)	Scoring Margin.....		
4	Duke (4)		4	Gonzaga (1)		Oakland .....	0-0 (.000)	0-0 (.000)	Free Throw % .....		
5	Virginia (2)		5	Virginia (1)		Cleveland State.....	0-1 (.000)	0-0 (.000)	Field Goal % .....		
6	Tennessee (1)		6	Tennessee		Detroit Mercy .....	0-1 (.000)	0-0 (.000)	Field Goal % Def .....		
7	Nevada		7	North Carolina		IUPUI.....	0-1 (.000)	0-0 (.000)	3Pt Field Goal % .....		
8	North Carolina		8	Villanova		Milwaukee.....	0-1 (.000)	0-0 (.000)	3Pt Field Goal % Def.....		
9	Villanova (1)		9	Nevada		UIC .....	0-1 (.000)	0-0 (.000)	Rebounding Offense.....		
10	Michigan St.		10	Michigan St.		Youngstown State.....	0-1 (.000)	0-0 (.000)	Rebounding Defense .....		
11	Auburn		11	Kansas St.					Rebounding Margin .....		
12	Kansas St.		12	Auburn					Blocked Shots.....		
13	West Virginia		13	West Virginia					Assists .....		
14	Oregon		14	Syracuse					Steals .....		
15	Virginia Tech		15	Florida St.					Turnover Margin.....		
16	Syracuse		16	Oregon					Assist/TO Ratio .....		
17	Florida St.		17	Virginia Tech					Offensive Rebounds.....		
18	Mississippi St.		18	Michigan					Defensive Rebounds.....		
19	Michigan		19	Mississippi St.					3Pt Field Goals Made.....		
20	TCU		20	UCLA					Home Attendance.....		
21	UCLA		21	TCU							
22	Clemson		22	Purdue							
23	LSU		23	Clemson							
24	Purdue		24	Washington							
25	Washington		25	Nebraska							
MID-MAJOR TOP 25						UPCOMING SCHEDULE			Player Horizon [Natl Rk.]		
October 21						Date	Game	Time			
Rk	Team (1st)	Record	Pts.	Prev.	Conf.	11/9	Toledo at Oakland	3:25pm			
1.	Loyola Chicago (30)	32-6	774	2	Missouri Valley		Indiana State at Green Bay	4:30pm			
2.	Gonzaga (1)	32-5	745	1	West Coast		Detroit Mercy at Temple	7pm			
3.	Buffalo	27-9	657	8	Mid-American		Northern Ky. at Northern Illinois	7pm			
4.	South Dakota State	28-7	655	3	Summit		UIC at Radford	9pm			
5.	Saint Mary's	30-6	638	5	West Coast	11/10	Eastern Illinois at IUPUI	1pm			
6.	Murray State	26-6	619	4	Ohio Valley		Akron at Youngstown State	4:30pm			
7.	New Mexico State	28-6	607	6	Western Athletic		Wright State at Murray State	7pm			
8.	UNC Greensboro	27-8	516	7	Southern		Kent State at Cleveland State	7pm			
9.	Charleston	26-8	507	9	Colonial		North Dakota at Milwaukee	8pm			
10.	Louisiana	27-7	458	10	Sun Belt	11/11	Green Bay at Iowa	3pm			
11.	Montana	26-8	440	11	Big Sky		Wabash College at Northern Ky.	6pm			
12.	Bucknell	25-10	402	13	Patriot	11/12	Detroit Mercy at Butler	6:30pm			
13.	UMBC	25-11	354	24	America East		Heidelberg at Youngstown State	7pm			
14.	Stephen F. Austin	28-7	324	14	Southland		UIC at Duquesne	8pm			
15.	South Dakota	26-9	318	12	Summit	11/13	Western Michigan at Oakland	7pm			
16.	ETSU	25-9	297	16	Southern		Urbana at Cleveland State	7pm			
17.	Vermont	27-8	232	15	America East		Milwaukee at Fla. International	7pm			
18.	Penn	24-9	214	18	Ivy League	11/14	Toledo at Wright State	7pm			
19.	Northeastern	23-10	208	19	Colonial		IUPUI at Boston College	7pm			
20.	BYU	24-11	167	17	West Coast						
21.	Belmont	24-9	158	21	Ohio Valley						
22.	Wright State	25-10	148	20	Horizon						
23.	Georgia State	24-11	142	22	Sun Belt						
24.	Lipscomb	23-10	54	NR	Atlantic Sun						
25.	UC Santa Barbara	23-9	43	23	Big West						
						IUPUI HORIZON LEAGUE AWARD WINNERS					

## FOR OPENERS

IUPUI dropped its season opener at Xavier on Tuesday night, 82-69 inside the Cintas Center in Cincinnati. IUPUI trailed 35-17 late in the first half, but outscored Xavier 20-2 spanning both halves to ultimately tie the score on the opening possession of the second half. The Jaguars later took a lead on a Jaylen Minnett trey and were still within four points with eight minutes to play. However, Xavier closed strong en route to the victory. Here are some quick hitters from the Xavier game.

-Four members of IUPUI's starting five (Goss, Ismail, Justice & Weatherford) were making their first-ever starts in an IUPUI uniform. D.J. McCall made his 65th career start alongside the quartet.

-Sophomore Jaylen Minnett scored a career-high 21 points in the loss, hitting 5-of-12 from deep. Minnett's previous career-high was 16 points during his freshman season.

-Speaking of freshmen, IUPUI's two rookies provided a spark off the bench as Jack Hansen and Brandon Kenyon combined to contribute 17 points, five rebounds and hit 5-of-5 from the foul line. Hansen tallied 10 points (3-8 FG, 2-6 3's, 2-2 FT) in his debut while Kenyon added seven points (2-5 FG, 3-3 FT) before fouling out.

-McCall put up a prototypical McCall stat line, finishing with four points, five boards (four offensive) and a team-high five assists with no turnovers.

-Junior Camron Justice was well on his way to a double-digit scoring night in his IUPUI debut, having scored nine points near the midpoint of the first half. However, Justice was ejected from the game for a Flagrant 2 foul, leaving him with nine points and three boards in his 11 minutes of work.

-The IUPUI bench outscored Xavier's by a 41-11 margin with 21 of the 41 coming from Minnett.

-The bigger, more athletic Musketeers dominated on the inside, outscoring IUPUI 36-16 in the paint and 11-4 on second chance points.

-Head coach Jason Gardner dropped to 1-4 in season openers.

## AVOIDING 0-2

IUPUI has gone 0-2 in two of Gardner's first four seasons at the helm of the program. Both his 2014-15 and 2016-17 teams opened 0-2 before winning their third games of the season. IUPUI hasn't opened a season 2-0 since the 2009-10 campaign.

## 700 DAYS

IUPUI junior guard Camron Justice was 700 days removed from his last competitive basketball game when the Jags took the floor against Xavier. Justice played just more than a season at Vanderbilt before joining the IUPUI program prior to last fall and sitting the full season as a transfer. Prior to Xavier, Justice last played in a game on Dec. 6, 2016 when the Commodores defeated High Point.

Justice and Evan Hall were high school teammates at Knott County Central (Ky.) High School, helping the Patriots to four straight state tournament appearances. Justice finished his high school career with 3,588 points and 393 treys before being named the 2015 Kentucky Mr. Basketball.

## OTHER NEWBIES

While Justice is nearly two full years removed from his last Division I game, others in the Jaguars' rotation are in similar spots. Junior guard Grant Weatherford has never appeared in a Division I game, despite graduating from Hamilton Heights High School in 2015. Weatherford redshirted at Purdue in 2015-16, played a full season at Midland (Texas) College in 2016-17 and sat out all of last season.

## A LOOK BACK

Last year's IUPUI team ranked among the nation's best in steals (6.8 spg) and turnovers forced (14.7 to/game). IUPUI ranked 53rd nationally in turnovers forced per game and were among the nation's best in steals percentage.

In addition, last year's squad was among the best in the country in hitting the offensive glass, grabbing 11.5 offensive caroms per game. Evan Hall ranked 102nd individually in offensive rebounding, grabbing 2.6 offensive boards per contest as a junior.

## HOT BENCH

A staple under head coach Jason Gardner has been his teams' bench scoring as the IUPUI leader likes to play 9-10 players and use his bench frequently. Gardner's teams have matched or outscored the opposition's bench in 92 of 126 games (73 percent), including the season opener at Xavier.

## VERSUS EIU

IUPUI is 2-3 all-time against Eastern Illinois and 2-1 during the program's Division I era. Last year's 80-79 loss in Charleston was IUPUI's first loss to the Panthers since 1984. In last year's game, IUPUI led for nearly 30 of the 40 minutes, but it was EIU that took the last lead of the night with a pair of Terrell Lewis freebies with six seconds left to go ahead by one. On IUPUI's ensuing possession, T.J. Henderson tried to drive down the right side of the lane, but turned the ball over as time expired. Lewis scored a career-high 25 for EIU while Aaron Brennan had 25 to lead four Jaguars in double-digits. Ron Patterson (19), Evan Hall (13) and Henderson (10) all finished in dubs while Jaylen Minnett had eight points.

IUPUI shot a blistering 59.6 percent from the floor and 8-of-17 (47.1 percent) from deep while outscoring the Panthers 42-33 in the paint.

## 2018-19 #HLMBB PRESEASON POLL RESULTS

Below are the results of the Horizon League Preseason Polls, as voted on by the league's coaches and media personnel. IUPUI is largely picked to finish anywhere from fourth to sixth according to preseason publications, including being picked sixth in the league's preseason poll.

### Pl. School (1st-place) – Votes

1. Wright State (25) – 377
2. Northern Kentucky (10) – 356
3. UIC (4) – 310
4. Oakland – 239
5. Green Bay – 238
6. IUPUI – 188
7. Cleveland State – 175
8. Milwaukee (1) – 140
9. Youngstown State – 104
10. Detroit Mercy – 73

**Preseason Player of the Year:** Drew McDonald, Northern Kentucky

### First Team (alphabetical order by school)

Tyree Appleby, Cleveland State  
Sandy Cohen III, Green Bay  
Drew McDonald, Northern Kentucky  
Marcus Ottey, UIC  
Loudon Love, Wright State

### Second Team (alphabetical order by school)

Kameron Hankerson, Green Bay  
Jalen Tate, Northern Kentucky  
Tarkus Ferguson, UIC  
Mark Hughes, Wright State  
Naz Bohannon, Youngstown State

## PERCENTAGES

In just five individuals, IUPUI returns 43 percent of the team's scoring (885 of 2047 points) and 52 percent of the team's minutes (3,133 of 6,025) from a season ago.

## POWER PLAYERS

Three members of the IUPUI roster have spent time at Power 5 universities prior to joining the IUPUI program. Camron Justice played two seasons at Vanderbilt prior to joining the Jaguars last season to sit out his year in residency. Grant Weatherford redshirted the 2015-16 as a true freshman at Purdue University before later attending Midland (Texas) College before coming to IUPUI. Sophomore Jakoby Kemp redshirted the 2016-17 season at Mizzou for Kim Anderson before transferring to Salt Lake Community College last season and joining the Jaguars this offseason.

## BRAND NEW BENCH

With the abrupt departure of longtime Associate Head Coach Matt Crenshaw to Ball State in October, the Jaguars have nearly an entirely new bench this season. Matt Bringman enters his second season on the IUPUI sidelines while Matt Dunn joined the program from Northern Arizona in August. Former Anderson University player Isaac Loechle (pronounced LOCK-lee) joined the IUPUI program as Director of Operations in July after Senior Advisor Andy Fagan opted to leave the coaching ranks immediately after last season. Most recently, Byron Rimm II, who spent 10 years as head coach at Prairie View A&M, joined the staff as associate head coach.

## NEW LOOK

Not only does IUPUI have a new look on the bench this season, the Jaguars also have a new apparel provider this season, having switched from Nike to adidas this summer. IUPUI will have three different uniform combinations - red on white at home, white on red on the road and an alternate red on black for road games as well.

## FAMILY TIES

Jakoby Kemp's older brother, Marcus, played football at Hawaii and is in his second season with the NFL's Kansas City Chiefs. Marcus collected his first NFL reception earlier this season in the Chiefs' 38-27 win over the 49ers.

Grant Weatherford's younger brother, Sterling, is currently a redshirt freshman defensive back at Miami (Ohio). Sterling was named Miami's Defensive Scout Team Player of the Year in 2017.

## FOOTER ALERT

Manhattan-transfer Ahmed Ismail is the tallest player in IUPUI history and just the second 7-footer in program history. The previous tallest was Bill Van Senu (2003-2008), who appeared in 83 games and made six starts during his four-year career.

## NORTH OF THE BORDER

True freshman Brandon Kenyon is IUPUI's first Canadian-born player since 1998-99 when Shaun Clarke (Vaughn, Ontario) was part of the Jaguars' program. However, Clarke redshirted that season and never appeared in a game for the Jaguars.

Kenyon was a teammate of Duke's R.J. Barrett and Florida's Andrew Nembhard while



## NEWS, NOTES & STORYLINES (CONT.)

playing for the 17U Nike EYBL UPLAY Canada program.

### UTAH NATIVE

Sophomore Jakoby Kemp is IUPUI's first-ever Utah native in program history. Kemp, a 6-foot-8 forward, transferred to IUPUI from Salt Lake City Community College and is originally from Layton, Utah.

### HOMESTANDS

IUPUI's schedule this year boasts a pair of five-game homestands - one in non-conference play and the other in Horizon League play. The five-game non-conference homestand will run from Nov. 28-Dec. 15 as the Jags take on Bradley, Ball State, IU Kokomo, IU Northwest and Western Illinois in succession.

During league play, IUPUI will play five straight home games from Jan. 24-Feb. 9, welcoming the group of Oakland, Detroit Mercy, Northern Kentucky, Wright State and UIC during that span.

### OTHER SCHEDULE NOTES

IUPUI will play four games in the Fort Myers Tip-Off, ironically none of which will be played in Fort Myers. The Jaguars will play true road games at Boston College (Nov. 14) and Richmond (Nov. 16) in the opening half of the tournament before heading to Niagara for the second half. The Jags will face St. Francis Brooklyn on Nov. 23 and either Grambling State or Niagara on Nov. 24.

The remainder of the non-conference schedule is either part of home-and-home agreements (Eastern Illinois, Bradley, Ball State, Western Illinois, Purdue Fort Wayne & Morehead State), non-Division I home games (IU Kokomo & IU Northwest) or guarantee games (Xavier).

IUPUI is already committed to a road game at Ball State in the 2019-2020 season and will receive a home game from Purdue Fort Wayne next season.

### LOOKING AHEAD

As he likes to do, Gardner has two Division I transfers waiting in the wings for next season in juniors Jamil Jackson (Southern Utah) and Marcus Burk (Campbell). Jackson, a native of Minneapolis, was limited to five games last season at Southern Utah, totaling 14 points and two boards. The year prior, he was an NJCAA honorable mention All-American at Williston State where he averaged 16.3 points and 6.4 rebounds per game.

Burk, an Indianapolis-native and graduate of Franklin Central, comes home after two successful seasons at Campbell University. The 6-foot-3 sharpshooter averaged 14.8 points per game last season while hitting 91-of-226 (40.3 percent) from three-point range. In two years at Campbell, Burk averaged 11.2 points per game and hit 158 treys at a 40.2 percent clip. As a senior at Franklin Central, he averaged 25.3 points, 5.7 rebounds and 2.7 assists per game.

Both will have two years of eligibility remaining, beginning next season.

### NEW TOURNEY FORMAT

The Horizon League Tournament will take on a new format this season as only the top eight teams will make the postseason instead of the 10-team all comers event.

The quarterfinals round will be played on Mar. 5-6 on campus sites with the top four seeds getting to host games. From there, the semifinals and championship game will be played at Little Caesars Arena in Detroit, Mich., on Mar. 11-12.

### PRODUCING PROS

This past offseason, Gardner saw three of his former players ink their first professional contracts at Aaron Brennan inked a deal with the Walter Tigers in Germany and Kellon Thomas followed suit, signing with the EVL Baskets Limburg in Germany. Maurice Kirby inked a deal with Club Sayago in Uruguay.

IUPUI has eight individuals playing professionally at this point, keyed by George Hill, who enters his 11th season in the NBA and second season with the Cleveland Cavaliers. He's started all six games to start this season and is averaging 12.3 points and 2.3 assists per game.

In addition, Darell Combs, Robert Glenn and Alex Young are all thriving overseas.

### 27 TIMES

IUPUI is expected to make 27 appearances on the ESPN family of networks, including a nationally televised game with UIC on ESPNU on Jan. 4. The Jags are scheduled for 16 games on the newly launched ESPN+ platform and 10 others on ESPN3.

Greg Rakestraw (pvp) and IUPUI Hall of Famer Bob Lovell (analyst) will return as the Jaguars' broadcast crew for every home game this season.

### AT THE HORN

Winning games at the horn has been a staple of head coach Jason Gardner's squads. Since Gardner took over, IUPUI has won five games in the closing seconds, including three as time expired:

P.J. Boutte - 15' floater at the horn vs. Ball State (71-69 / Nov. 22, 2014)  
Marcellus Barksdale - layup at the horn at IPFW (84-82 / Jan. 23, 2016)  
Jordan Pickett - wing 3 with :02 vs. NDSU (73-72 / Jan. 31, 2016)  
Darell Combs - wing J with :01.5 vs. SDSU (85-83 / Jan. 18, 2017)  
Evan Hall - layup at the horn vs. Milwaukee (72-71 / Jan. 10, 2018)

## UNIVERSITY QUICK FACTS

<b>Location</b> .....	Indianapolis, Ind.
<b>Founded</b> .....	1969
<b>Nickname</b> .....	Jaguars
<b>Colors</b> .....	Red, gold & black
<b>Enrollment</b> .....	30,690
<b>Affiliation</b> .....	NCAA Division I
<b>Conference</b> .....	The Horizon League
<b>Home Facility (Cap.)</b> .....	Indiana Farmers Coliseum (6,800)
<b>Chancellor</b> .....	Dr. Nasser Paydar
<b>Athletics Director</b> .....	Dr. Roderick Perry
<b>Website</b> .....	www.IUPUIJags.com
<b>Twitter</b> .....	@IUPUIJaguars
<b>Athletics Phone</b> .....	(317) 278-5247
<b>Mailing Address</b> .....	1000 Waterway Blvd. Indianapolis, IN 46202

## BASKETBALL HISTORY

<b>First Yr. of basketball</b> .....	1972
<b>Seasons of basketball</b> .....	47th
<b>Seasons of Division I basketball</b> .....	21st
<b>Division I (1998-pres.) Record</b> .....	259-285 (.476)
<b>NCAA Appearances</b> .....	1
<b>Last NCAA Appearance</b> .....	2003
<b>Last Postseason Appearance</b> .....	2010 (CBI - Second Round)

## UNIVERSITY NOTES

### ABOUT THE UNIVERSITY

IUPUI is a public research university located in downtown Indianapolis that is the result of a merger of the Purdue Indianapolis Extension Center (1946) and Indiana University Indianapolis (1916). The merger was completed in 1969 and athletics began in 1972.

The university offers more than 200 degree programs and boasts an enrollment over 30,000 (22,000 undergrad and 8,000 postgrad). The university also boasts an endowment of more than \$850 million.

The university is ranked among the Top 200 "National Universities" and ranked 7th for "Up and Coming Schools." U.S. News has ranked IUPUI among the nation's elite for 13 straight years.

All total, the campus covers 509 acres and is located along Indy's Cultural Trail.

IUPUI includes the nation's largest nursing school, the second largest medical school in the country, the only dental school in the state, and the country's oldest school of physical education. IUPUI is among the top 20 campuses in the nation for graduate professional degrees conferred

### IUPUI AT 50

IUPUI is currently amidst a 50th anniversary year with the official 50th anniversary landing on Jan. 26, 2019.

Founded in 1969, IUPUI is an urban campus in Indianapolis, the 15th largest city in the United States, with a population of 2 million in the metropolitan statistical area. The campus is just west of downtown, within walking distance of the state capitol and other governmental offices, and the site of numerous nationally renowned businesses and art, sports, education, and health facilities.

In 1968, Dr. Maynard K. Hine, dean of the IU School of Dentistry began working with then Indianapolis Mayor Richard Lugar, IU President Joseph L. Sutton, Purdue President Frederick L. Hovde, and other forward-thinking community leaders to establish IUPUI in 1969 through the merger of the Indianapolis extension programs of both IU and Purdue. Some schools, however, were established before the merger, including the IU School of Medicine, IU School of Dentistry, IU Robert H. McKinney School of Law, IU School of Liberal Arts, and IU Herron School of Art.

### ATHLETIC PROWESS

IUPUI was a primary beneficiary of the 1987 Pan-American Games in Indianapolis and continues to boast some world renowned facilities.

The IU Natatorium is located on the IUPUI campus and is among the best swimming & diving facilities in the world. It has hosted the U.S. Olympic Team Trials four different times and and 12 NCAA National Championship meets. In addition, the 2017 World Juniors were held at IUPUI and 16 world records have been set in the Natatorium water.

Adjacent west is the Michael A. Carroll Track & Soccer Stadium which has hosted several USA Outdoor Track & Field Championships and NCAA Championships, along with the 1988 US Olympic Trials. Florence Griffith-Joyner set the 100m world record of 10.49 on the track.

In basketball circles, IUPUI is best known as the long-time host of the Nike All-American Camp, which was held on campus for two decades. The nation's top prep players and coaches from every level converged on campus for two weeks each summer in what was considered the elite college recruiting event of the year. Alum included Lebron James, Chris Webber, Allen Iverson, Kevin Garnett, Jason Kidd and Paul Pierce, among many others.

### GEORGE HILL

IUPUI's best known basketball alum is current NBAer George Hill, who is in his 11th year in the league this season. Hill was originally drafted by the San Antonio Spurs (1st rd., 26th overall) in 2008.

He's played for the Spurs (2008-11), Indiana Pacers (2011-16), Utah Jazz (2016-17), Sacramento Kings (2017-18) and Cleveland Cavaliers (2018-pres.). He's played in nearly 700 regular season games, making well over 400 career starts and averaging 11.6 points per game in his NBA career.

Entering this season, he's played in 102 career playoff games, starting 90 times and averaging 12.4 points per game.

# 2018-2019 MISCELLANEOUS STATISTICS

## IUPUI'S RECORD WHEN...

	'18-19 Overall	'18-19 Horizon	Under Gardner
Home:	0-0	0-0	30-18
Away:	0-1	0-0	17-55
Neutral:	0-0	0-0	1-5
Overtime:	0-0	0-0	5-6
Lead @ Halftime:	0-0	0-0	35-12
Trail @ Halftime:	0-1	0-0	9-62
Tied @ Halftime:	0-0	0-0	4-4
Leading w/ 5:00 left:	0-0	0-0	40-6
Trailing w/ 5:00 left:	0-1	0-0	3-68
Tied w/ 5:00 left:	0-0	0-0	5-4
Shooting 50% or better:	0-0	0-0	22-3
Shooting 40-50%:	0-0	0-0	24-35
Shooting less than 40%:	0-1	0-0	2-40
Shooting better % than opp.	0-0	0-0	44-8
Shooting worse % than opp.	0-1	0-0	4-70
Scoring less than 60:	0-0	0-0	3-28
Score 60-69 pts:	0-1	0-0	8-28
Score 70-79 pts:	0-0	0-0	18-15
Score 80-89 pts:	0-0	0-0	16-7
Score 90+ pts:	0-0	0-0	3-0
Opp. scores less than 60:	0-0	0-0	10-5
Opp. scores 60-69 pts:	0-0	0-0	18-15
Opp. scores 70-79 pts:	0-0	0-0	12-28
Opp. scores 80-89 pts:	0-1	0-0	8-20
Opp. scores 90+ pts:	0-0	0-0	0-10
Commit less TO than opp.	0-0	0-0	23-31
Commit more TO than opp.	0-1	0-0	22-44
Commit same TO as opp.	0-0	0-0	3-3
Outrebound opponent:	0-0	0-0	30-24
Outrebounded:	0-1	0-0	16-51
Rebounding is equal:	0-0	0-0	2-3
Bench outscores opp.:	0-1	0-0	42-45
Bench is outscored:	0-0	0-0	6-28
Bench scoring is equal:	0-0	0-0	0-5
Hit more FT than opp.:	0-1	0-0	29-15
Hit less FT than opp.:	0-0	0-0	18-60
Hit same FT as opp.:	0-0	0-0	1-3
Hit more 3's than opp.:	0-0	0-0	22-28
Hit less 3's than opp.:	0-0	0-0	20-38
Hit same 3's as opp.:	0-1	0-0	6-12
Decided by 5 pts or less:	0-0	0-0	21-19
Decided by 6-10 points:	0-0	0-0	8-22
Decided by 10+ points:	0-1	0-0	19-37
In home whites:	0-0	0-0	31-18
In road blacks:	0-0	0-0	4-23
In road reds:	0-1	0-0	13-37
7 in double-digits:	0-0	0-0	1-0
6 in double-digits:	0-0	0-0	1-0
5 in double-digits:	0-0	0-0	5-3
4 in double-digits:	0-0	0-0	15-8
3 in double-digits:	0-0	0-0	13-24
2 in double-digits:	0-1	0-0	11-35
1 in double-digits:	0-0	0-0	2-6
0 in double-digits:	0-0	0-0	0-2
On Mondays:	0-0	0-0	3-8
On Tuesdays:	0-1	0-0	3-11
On Wednesdays:	0-0	0-0	7-9
On Thursdays:	0-0	0-0	4-12
On Fridays:	0-0	0-0	8-6
On Saturdays:	0-0	0-0	19-25
On Sundays:	0-0	0-0	4-8
In November:	0-1	0-0	8-18
In December:	0-0	0-0	10-22
In January:	0-0	0-0	17-16
In February:	0-0	0-0	12-18
In March:	0-0	0-0	1-4

## TIMES LED

## GAMES WITH

## TOTAL

Player	Pts.	Reb.	Ast.	Stl.	Blk.	10+ Pts.	20+ Pts.	10+ Reb.	3+ Ast.	3+ Blk.	3+ Stl.	3+ 3's	Dunks	Dbl-Dbls
0-Minnett	1/4	0/0	0/2	1/2	0/1	1/8	1/1	0/0	0/1	0/0	0/0	1/7	0/0	0/0
2-Kemp	0/0	0/0	0/0	0/0	0/0	0/0	0/0	0/0	0/0	0/0	0/0	0/0	0/0	0/0
4-Hansen	0/0	0/0	0/0	0/0	0/0	1/1	0/0	0/0	0/0	0/0	0/0	0/0	0/0	0/0
5-Justice	0/0	0/0	0/0	1/1	0/0	0/0	0/0	0/0	0/0	0/0	0/0	0/0	0/0	0/0
10-Rogers	0/0	0/0	0/15	0/2	0/1	0/3	0/0	0/0	1/16	0/0	0/0	0/1	0/2	0/0
11-Kenyon	0/0	0/0	0/0	0/0	0/0	0/0	0/0	0/0	0/0	0/0	0/0	0/0	0/0	0/0
15-Ismael	0/0	0/0	0/0	0/0	0/0	0/0	0/0	0/0	0/0	0/0	0/0	0/0	0/0	0/0
22-McCall	0/6	0/14	1/16	0/24	0/9	0/13	0/2	0/3	1/18	0/0	0/7	0/3	1/23	0/0
23-Weatherford	0/0	0/0	0/0	1/1	0/0	0/0	0/0	0/0	0/0	0/0	0/0	0/0	0/0	0/0
24-Hall	0/3	0/25	0/1	0/9	0/29	0/24	0/2	0/9	0/3	0/4	0/1	0/0	0/11	0/5
25-Johnson	0/0	0/0	0/0	0/0	0/0	0/0	0/0	0/0	0/0	0/0	0/0	0/0	0/0	0/0
32-Goss	0/0	1/4	0/1	1/4	1/5	0/1	0/0	0/1	0/1	0/1	0/0	0/0	2/16	0/0
55-Alston	0/0	0/0	0/0	0/0	0/0	0/0	0/0	0/0	0/0	0/0	0/0	0/0	0/0	0/0

totals listed by season/career

## SPECIALTY STATS (IUPUI/OPP)

PP = Points in the Paint; POT = Points off Turnover; 2nd = 2nd Chance Points; BP = Bench Points

Opponent	Result	PP	POT	2nd	BP	Lead	Largest	Lead	Changes	Ties
#Central State	W, 86-52	30/10	19/8	10/1	46/21	39	---	0	0	0
at Xavier	L, 69-82	16/36	10/19	4/11	41/14	2	18	2	2	2
Eastern Illinois										
at Boston College										
at Richmond										
vs. St. Francis (NY)										
vs. Grambling/Niagara										
Bradley										
Ball State										
IU Kokomo										
IU Northwest										
Western Illinois										
at Purdue Fort Wayne										
at Morehead State										
at Northern Ky.										
at Wright State										
at UIC										
Cleveland St.										
Youngstown St.										
at Green Bay										
at Milwaukee										
Oakland										
Detroit Mercy										
Northern Ky.										
Wright State										
UIC										
at Youngstown St.										
at Cleveland St.										
Milwaukee										
Green Bay										
at Detroit Mercy										
at Oakland										
HL Quarters										
HL Semis										
HL Championship										
Season Highs		16	10	4	41	2	18	2	2	2
Season Lows		16	10	4	41	2	18	2	2	2
Totals		16/36	10/19	4/11	41/14	2	18	2	2	2
Averages		16.0/36.0	10.0/19.0	4.0/11.0	41.0/14.0	-	-	2.0	2.0	2.0

## WIN/LOSS MARGINS

Wins															
Margin	1	2	3	4	5	6	7	8	9	10	11-15	16-20	21-29	30+	
Losses											1				

# 2018-2019 IUPUI STATISTICS

## IUPUI Basketball IUPUI Combined Team Statistics (as of Nov 06, 2018) All games



RECORD:	OVERALL	HOME	AWAY	NEUTRAL
ALL GAMES	0-1	0-0	0-1	0-0
CONFERENCE	0-0	0-0	0-0	0-0
NON-CONFERENCE	0-1	0-0	0-1	0-0

#	Player	gp-gs	min	avg	Total		3-Point		F-Throw		Rebounds				pf	dq	a	to	blk	stl	pts	avg
					fg-fga	fg%	3fg-fga	3fg%	ft-fa	ft%	off	def	tot	avg								
00	MINNETT, Jaylen	1-0	34	34.0	6-15	.400	5-12	.417	4-4	1.000	0	3	3	3.0	2	0	2	2	0	1	21	21.0
04	HANSEN, Jack	1-0	18	18.0	3-8	.375	2-6	.333	2-2	1.000	1	3	4	4.0	2	0	0	0	1	0	10	10.0
05	JUSTICE, Camron	1-1	11	11.0	1-6	.167	1-4	.250	6-7	.857	0	3	3	3.0	2	0	0	3	0	1	9	9.0
23	WEATHERFORD, Gra	1-1	26	26.0	3-7	.429	0-1	.000	2-2	1.000	0	2	2	2.0	3	0	1	3	0	1	8	8.0
11	KENYON, Brandon	1-0	16	16.0	2-5	.400	0-1	.000	3-3	1.000	0	1	1	1.0	5	1	0	1	0	0	7	7.0
22	McCALL, D.J.	1-1	32	32.0	2-8	.250	0-1	.000	0-2	.000	4	1	5	5.0	1	0	5	0	0	0	4	4.0
32	GOSS, Elyjah	1-1	26	26.0	2-5	.400	0-1	.000	0-2	.000	2	6	8	8.0	0	0	0	1	2	1	4	4.0
10	ROGERS, Nick	1-0	19	19.0	1-2	.500	1-1	1.000	0-0	.000	0	3	3	3.0	3	0	3	3	0	0	3	3.0
15	ISMAIL, Ahmed	1-1	18	18.0	0-0	.000	0-0	.000	3-4	.750	1	5	6	6.0	4	0	0	2	0	0	3	3.0
Team											1	0	1									
Total.....		1	200		20-56	.357	9-27	.333	20-26	.769	9	27	36	36.0	22	1	11	15	3	4	69	69.0
Opponents.....		1	200		31-66	.470	9-29	.310	11-19	.579	13	30	43	43.0	22	2	18	13	6	10	82	82.0

TEAM STATISTICS	IUPUI	OPP
SCORING	69	82
Points per game	69.0	82.0
Scoring margin	-13.0	-
FIELD GOALS-ATT	20-56	31-66
Field goal pct	.357	.470
3 POINT FG-ATT	9-27	9-29
3-point FG pct	.333	.310
3-pt FG made per game	9.0	9.0
FREE THROWS-ATT	20-26	11-19
Free throw pct	.769	.579
F-Throws made per game	20.0	11.0
REBOUNDS	36	43
Rebounds per game	36.0	43.0
Rebounding margin	-7.0	-
ASSISTS	11	18
Assists per game	11.0	18.0
TURNOVERS	15	13
Turnovers per game	15.0	13.0
Turnover margin	-2.0	-
Assist/turnover ratio	0.7	1.4
STEALS	4	10
Steals per game	4.0	10.0
BLOCKS	3	6
Blocks per game	3.0	6.0
ATTENDANCE	0	10224
Home games-Avg/Game	0-0	1-10224
Neutral site-Avg/Game	-	0-0

Score by Periods	1st	2nd	Totals
IUPUI	34	35	69
Opponents	37	45	82

Date	Opponent	Score	Att.
11/06/18	at Xavier	L 69-82	10224

\$ = Fort Myers Tip-Off (campus sites)  
\* = Horizon League game

### TODAY'S PROMOTIONS - MILITARY APPRECIATION DAY

-Active and retired military personnel received discounted tickets to today's game.  
-The IUPUI ROTC will provide the colors before the game and the National Anthem will be sung by the National Guard Singers  
-There will be a swearing in ceremony during today's game as we welcome a new batch of heroes.

### -Today's 'Hero of the Game' is Master Sergeant William F. Ramos

Ramos served as a Battery First Sergeant, Platoon Sergeant, Chief of Section and Howitzer Gunner. He participated in Operations Iraqi Freedom and Enduring Freedom twice and served additional deployments to Kosovo as a member of Kosovo Forces Task Force Lightning.

His awards include two Bronze Stars, one Purple Heart, one Meritorious Service Medal, three Army Commendation Medals, seven Army Achievement Medals, seven Army Good Conduct Medals and two National Defense Service Medals.

# 2017-2018 IUPUI HORIZON LEAGUE ONLY STATISTICS

## THE STAT CREW SYSTEM IUPUI Combined Team Statistics (as of Feb 25, 2018) Conference games only



RECORD:	OVERALL	HOME	AWAY	NEUTRAL
ALL GAMES	8-10	6-3	2-7	0-0
CONFERENCE	8-10	6-3	2-7	0-0
NON-CONFERENCE	0-0	0-0	0-0	0-0

#	Player	gp-gs	min	avg	Total		3-Point		F-Throw		Rebounds				pf	dq	a	to	blk	stl	pts	avg
					fg-fga	fg%	3fg-fga	3fg%	ft-fa	ft%	off	def	tot	avg								
45	BRENNAN, Aaron	18-18	508	28.2	83-176	.472	20-47	.426	42-53	.792	23	62	85	4.7	46	1	30	36	9	19	228	12.7
01	HENDERSON, T.J.	18-0	394	21.9	62-149	.416	26-66	.394	41-47	.872	4	36	40	2.2	39	0	29	46	3	21	191	10.6
25	PATTERSON, Ron	18-17	496	27.6	65-160	.406	35-94	.372	16-28	.571	10	52	62	3.4	41	2	27	32	15	19	181	10.1
24	HALL, Evan	18-18	421	23.4	58-134	.433	0-0	.000	23-75	.307	58	73	131	7.3	48	1	12	33	17	18	139	7.7
22	McCALL, D.J.	18-18	508	28.2	42-105	.400	6-27	.222	40-53	.755	24	51	75	4.2	42	0	37	23	9	24	130	7.2
00	MINNETT, Jaylen	18-0	359	19.9	41-101	.406	33-77	.429	11-16	.688	4	15	19	1.1	22	0	18	26	0	7	126	7.0
10	ROGERS, Nick	18-18	430	23.9	27-77	.351	11-30	.367	38-51	.745	5	27	32	1.8	34	1	55	38	0	8	103	5.7
31	KIRBY, Maurice	18-0	258	14.3	28-59	.475	0-1	.000	14-25	.560	20	42	62	3.4	40	1	6	16	7	4	70	3.9
32	GOSS, Elyjah	18-0	238	13.2	19-46	.413	1-4	.250	9-14	.643	22	36	58	3.2	25	0	5	9	8	5	48	2.7
12	HUDSON, Chad	3-0	4	1.3	1-2	.500	0-1	.000	0-0	.000	0	0	0	0.0	0	0	0	0	0	0	2	0.7
40	BORGMAN, Evan	4-1	9	2.3	0-2	.000	0-1	.000	0-2	.000	1	1	2	0.5	0	0	0	0	0	0	0	0.0
Team											35	24	59				5					
Total.....		18	3625		426-1011	.421	132-348	.379	234-364	.643	206	419	625	34.7	337	6	219	264	68	125	1218	67.7
Opponents.....		18	3625		444-979	.454	112-356	.315	276-368	.750	169	443	612	34.0	324	7	231	261	71	147	1276	70.9

TEAM STATISTICS	IUPUI	OPP	Date	Opponent	Score	Att.
SCORING	1218	1276	* 12/28/17	at Northern Kentucky	L 59-77	4203
Points per game	67.7	70.9	* 12/30/17	at Wright State	L 52-60	3649
Scoring margin	-3.2	-	* 01/02/18	at Green Bay	W 67-63	1932
FIELD GOALS-ATT	426-1011	444-979	* 01/04/18	UIC	L 65-70	815
Field goal pct	.421	.454	* 01/10/18	MILWAUKEE	W 72-71	1002
3 POINT FG-ATT	132-348	112-356	* 01/12/18	GREEN BAY	W 67-61	827
3-point FG pct	.379	.315	* 01/16/18	DETROIT MERCY	W 81-66	807
3-pt FG made per game	7.3	6.2	* 01/18/18	at Cleveland State	L 67-70	1125
FREE THROWS-ATT	234-364	276-368	* 01/20/18	at Youngstown State	L 62-85	3222
Free throw pct	.643	.750	* 01/27/18	at UIC	L 62-71	3373
F-Throws made per game	13.0	15.3	* 02/02/18	at Detroit Mercy	L 60-74	1018
REBOUNDS	625	612	* 02/04/18	at Oakland	L 74-82	2710
Rebounds per game	34.7	34.0	* 02/08/18	CLEVELAND STATE	W 78-73	910
Rebounding margin	+0.7	-	* 02/10/18	YOUNGSTOWN STATE	L 80-84	905
ASSISTS	219	231	* 02/16/18	at Milwaukee	Wot 76-71	2871
Assists per game	12.2	12.8	* 02/19/18	OAKLAND	W 74-67	1063
TURNOVERS	264	261	* 02/23/18	WRIGHT STATE	W 66-56	2263
Turnovers per game	14.7	14.5	* 02/25/18	NORTHERN KENTUCKY	L 56-75	1534
Turnover margin	-0.2	-	* = Horizon League game			
Assist/turnover ratio	0.8	0.9				
STEALS	125	147				
Steals per game	6.9	8.2				
BLOCKS	68	71				
Blocks per game	3.8	3.9				
ATTENDANCE	10126	24103				
Home games-Avg/Game	9-1125	9-2678				
Neutral site-Avg/Game	-	0-0				

Score by Periods	1st	2nd	OT	Totals
IUPUI	571	635	12	1218
Opponents	603	666	7	1276



# 2017-2018 STATISTICAL SPLITS

## Wins (11 total)

#	Player	gp-gs	min	avg	Total		3-Point		F-Throw		Rebounds				pf	dq	a	to	blk	stl	pts	avg
					fg-fga	fg%	3fg-fga	3fg%	ft-fa	ft%	off	def	tot	avg								
45	BRENNAN, Aaron	11-11	313	28.5	57-110	.518	14-30	.467	27-35	.771	16	46	62	5.6	27	0	24	23	7	10	155	14.1
01	HENDERSON, T.J.	11-2	263	23.9	42-81	.519	16-37	.432	30-34	.882	4	30	34	3.1	22	0	21	25	5	12	130	11.8
25	PATTERSON, Ron	11-11	310	28.2	37-89	.416	20-55	.364	13-19	.684	5	33	38	3.5	30	2	24	16	9	12	107	9.7
24	HALL, Evan	10-10	233	23.3	38-78	.487	0-0	.000	13-44	.295	29	41	70	7.0	28	1	5	20	15	10	89	8.9
22	McCALL, D.J.	11-10	311	28.3	30-69	.435	5-15	.333	22-33	.667	14	28	42	3.8	24	0	27	17	8	19	87	7.9
00	MINNETT, Jaylen	11-1	216	19.6	24-58	.414	16-37	.432	11-15	.733	2	10	12	1.1	10	0	13	12	1	4	75	6.8
10	ROGERS, Nick	10-9	234	23.4	17-51	.333	6-17	.353	16-24	.667	2	19	21	2.1	18	0	29	17	0	4	56	5.6
31	KIRBY, Maurice	11-1	166	15.1	24-45	.533	0-1	.000	7-14	.500	16	34	50	4.5	25	1	4	12	6	4	55	5.0
35	THOMAS, Noah	1-0	6	6.0	1-1	1.000	0-0	.000	2-2	1.000	1	3	4	4.0	3	0	0	0	1	0	4	4.0
32	GOSS, Elyjah	11-0	146	13.3	15-27	.556	1-2	.500	10-14	.714	12	33	45	4.1	20	0	5	3	7	1	41	3.7
40	BORGMAN, Evan	2-0	14	7.0	2-4	.500	0-1	.000	2-2	1.000	1	2	3	1.5	2	0	0	3	0	0	6	3.0
12	HUDSON, Chad	2-0	13	6.5	0-1	.000	0-1	.000	5-6	.833	0	0	0	0.0	2	0	1	2	0	0	5	2.5
Team											15	15	30					2				
Total.....		11	2225		287-614	.467	78-196	.398	158-242	.653	117	294	411	37.4	211	4	153	152	59	76	810	73.6
Opponents.....		11	2225		242-613	.395	69-241	.286	155-219	.708	117	256	373	33.9	215	3	112	164	38	71	708	64.4

## Losses (18 total)

#	Player	gp-gs	min	avg	Total		3-Point		F-Throw		Rebounds				pf	dq	a	to	blk	stl	pts	avg
					fg-fga	fg%	3fg-fga	3fg%	ft-fa	ft%	off	def	tot	avg								
00	MINNETT, Jaylen	1-0	34	34.0	6-15	.400	5-12	.417	4-4	1.000	0	3	3	3.0	2	0	2	2	0	1	21	21.0
04	HANSEN, Jack	1-0	18	18.0	3-8	.375	2-6	.333	2-2	1.000	1	3	4	4.0	2	0	0	0	1	0	10	10.0
05	JUSTICE, Camron	1-1	11	11.0	1-6	.167	1-4	.250	6-7	.857	0	3	3	3.0	2	0	0	3	0	1	9	9.0
23	WEATHERFORD, Gra	1-1	26	26.0	3-7	.429	0-1	.000	2-2	1.000	0	2	2	2.0	3	0	1	3	0	1	8	8.0
11	KENYON, Brandon	1-0	16	16.0	2-5	.400	0-1	.000	3-3	1.000	0	1	1	1.0	5	1	0	1	0	0	7	7.0
22	McCALL, D.J.	1-1	32	32.0	2-8	.250	0-1	.000	0-2	.000	4	1	5	5.0	1	0	5	0	0	0	4	4.0
32	GOSS, Elyjah	1-1	26	26.0	2-5	.400	0-1	.000	0-2	.000	2	6	8	8.0	0	0	0	1	2	1	4	4.0
10	ROGERS, Nick	1-0	19	19.0	1-2	.500	1-1	1.000	0-0	.000	0	3	3	3.0	3	0	3	3	0	0	3	3.0
15	ISMAIL, Ahmed	1-1	18	18.0	0-0	.000	0-0	.000	3-4	.750	1	5	6	6.0	4	0	0	2	0	0	3	3.0
Team											1	0	1									
Total.....		1	200		20-56	.357	9-27	.333	20-26	.769	9	27	36	36.0	22	1	11	15	3	4	69	69.0
Opponents.....		1	200		31-66	.470	9-29	.310	11-19	.579	13	30	43	43.0	22	2	18	13	6	10	82	82.0

## Home (9-4)

#	Player	gp-gs	min	avg	Total		3-Point		F-Throw		Rebounds				pf	dq	a	to	blk	stl	pts	avg
					fg-fga	fg%	3fg-fga	3fg%	ft-fa	ft%	off	def	tot	avg								
45	BRENNAN, Aaron	13-13	366	28.2	72-144	.500	16-42	.381	39-49	.796	17	55	72	5.5	36	0	27	25	10	13	199	15.3
01	HENDERSON, T.J.	13-2	317	24.4	47-104	.452	19-50	.380	44-51	.863	5	34	39	3.0	24	0	27	29	6	17	157	12.1
25	PATTERSON, Ron	13-13	373	28.7	50-120	.417	24-74	.324	18-25	.720	9	33	42	3.2	29	0	26	24	13	16	142	10.9
24	HALL, Evan	12-12	272	22.7	37-83	.446	0-0	.000	15-54	.278	28	46	74	6.2	34	1	7	17	11	11	89	7.4
22	McCALL, D.J.	13-12	363	27.9	31-70	.443	5-14	.357	27-39	.692	16	30	46	3.5	31	1	29	19	8	19	94	7.2
00	MINNETT, Jaylen	13-1	248	19.1	29-62	.468	20-44	.455	9-12	.750	3	9	12	0.9	16	0	15	15	1	4	87	6.7
31	KIRBY, Maurice	13-1	192	14.8	26-47	.553	0-1	.000	11-19	.579	15	42	57	4.4	29	1	5	16	6	4	63	4.8
10	ROGERS, Nick	12-11	261	21.8	14-43	.326	6-16	.375	21-30	.700	3	15	18	1.5	24	1	40	24	0	4	55	4.6
35	THOMAS, Noah	1-0	6	6.0	1-1	1.000	0-0	.000	2-2	1.000	1	3	4	4.0	3	0	0	0	1	0	4	4.0
32	GOSS, Elyjah	13-0	170	13.1	17-33	.515	1-2	.500	13-17	.765	15	35	50	3.8	23	0	5	4	7	2	48	3.7
40	BORGMAN, Evan	3-0	17	5.7	2-5	.400	0-2	.000	2-2	1.000	1	3	4	1.3	2	0	0	3	0	0	6	2.0
12	HUDSON, Chad	3-0	15	5.0	0-1	.000	0-1	.000	5-6	.833	0	0	0	0.0	2	0	1	2	0	0	5	1.7
Team											25	18	43					4				
Total.....		13	2600		326-713	.457	91-246	.370	206-306	.673	138	323	461	35.5	253	4	182	182	63	90	949	73.0
Opponents.....		13	2600		302-703	.430	92-275	.335	189-269	.703	124	298	422	32.5	262	6	140	197	44	85	885	68.1

## Road (2-14)

#	Player	gp-gs	min	avg	Total		3-Point		F-Throw		Rebounds				pf	dq	a	to	blk	stl	pts	avg
					fg-fga	fg%	3fg-fga	3fg%	ft-fa	ft%	off	def	tot	avg								
00	MINNETT, Jaylen	1-0	34	34.0	6-15	.400	5-12	.417	4-4	1.000	0	3	3	3.0	2	0	2	2	0	1	21	21.0
04	HANSEN, Jack	1-0	18	18.0	3-8	.375	2-6	.333	2-2	1.000	1	3	4	4.0	2	0	0	0	1	0	10	10.0
05	JUSTICE, Camron	1-1	11	11.0	1-6	.167	1-4	.250	6-7	.857	0	3	3	3.0	2	0	0	3	0	1	9	9.0
23	WEATHERFORD, Gra	1-1	26	26.0	3-7	.429	0-1	.000	2-2	1.000	0	2	2	2.0	3	0	1	3	0	1	8	8.0
11	KENYON, Brandon	1-0	16	16.0	2-5	.400	0-1	.000	3-3	1.000	0	1	1	1.0	5	1	0	1	0	0	7	7.0
22	McCALL, D.J.	1-1	32	32.0	2-8	.250	0-1	.000	0-2	.000	4	1	5	5.0	1	0	5	0	0	0	4	4.0
32	GOSS, Elyjah	1-1	26	26.0	2-5	.400	0-1	.000	0-2	.000	2	6	8	8.0	0	0	0	1	2	1	4	4.0
10	ROGERS, Nick	1-0	19	19.0	1-2	.500	1-1	1.000	0-0	.000	0	3	3	3.0	3	0	3	3	0	0	3	3.0
15	ISMAIL, Ahmed	1-1	18	18.0	0-0	.000	0-0	.000	3-4	.750	1	5	6	6.0	4	0	0	2	0	0	3	3.0
Team											1	0	1									
Total.....		1	200		20-56	.357	9-27	.333	20-26	.769	9	27	36	36.0	22	1	11	15	3	4	69	69.0
Opponents.....		1	200		31-66	.470	9-29	.310	11-19	.579	13	30	43	43.0	22	2	18	13	6	10	82	82.0

## 2018-2019 INDIVIDUAL SUPERLATIVES

	<i>IUPUI</i>	<i>Opponent</i>
<b>Points</b>	21- Minnett at Xavier (11/6/18)	24- Ryan Welage at Xavier (11/6/18)
<b>Field Goals Made</b>	6- Minnett at Xavier (11/6/18)	9- Ryan Welage at Xavier (11/6/18)
<b>Field Goals Attempted</b>	15- Minnett at Xavier (11/6/18)	17- Ryan Welage at Xavier (11/6/18)
<b>Highest FG Pct. (min. 5 made)</b>	.400 (6-15)- Minnett at Xavier (11/6/18)	.727 (8-11)- Tyrique Jones at Xavier (11/6/18)
<b>3-Pt Field Goals Made</b>	5- Minnett at Xavier (11/6/18)	6- Ryan Welage at Xavier (11/6/18)
<b>3-Pt Field Goals Attempted</b>	12- Minnett at Xavier (11/6/18)	13- Ryan Welage at Xavier (11/6/18)
<b>3-Pt FG Pct. (min. 3 made)</b>	.417 (5-12)- Minnett at Xavier (11/6/18)	.462 (6-13)- Ryan Welage at Xavier (11/6/18)
<b>Free Throws Made</b>	6- Justice at Xavier (11/6/18)	5- Naji Marshall at Xavier (11/6/18)
<b>Free Throws Attempted</b>	7- Justice at Xavier (11/6/18)	7- Naji Marshall at Xavier (11/6/18)
<b>Free Throw Pct. (min. 5 made)</b>	.857 (6-7)- Justice at Xavier (11/6/18)	.714 (5-7)- Naji Marshall at Xavier (11/6/18)
<b>Offensive Rebounds</b>	4- McCall at Xavier (11/6/18)	4- Tyrique Jones at Xavier (11/6/18)
<b>Defensive Rebounds</b>	6- Goss at Xavier (11/6/18)	6- Kyle Castlin at Xavier (11/6/18)
<b>Total Rebounds</b>	8- Goss at Xavier (11/6/18)	8- Kyle Castlin at Xavier (11/6/18)
<b>Assists</b>	5- McCall at Xavier (11/6/18)	7- Naji Marshall at Xavier (11/6/18)
<b>Turnovers</b>	3- three different times	4- Paul Scruggs at Xavier (11/6/18)
<b>Blocked Shots</b>	2- Goss at Xavier (11/6/18)	5- Zach Hankins at Xavier (11/6/18)
<b>Steals</b>	1- four different times	4- Tyrique Jones at Xavier (11/6/18)
<b>Minutes Played (regulation game)</b>	34- Minnett at Xavier (11/6/18)	36- Naji Marshall at Xavier (11/6/18)
<b>Minutes Played (OT game)</b>		

## 2018-2019 TEAM SUPERLATIVES

<i>IUPUI High</i>	<i>IUPUI Low</i>	<i>Statistical Category</i>	<i>Opponent High</i>	<i>Opponent Low</i>
		<b>Points</b>		
		<b>First Half Points</b>		
		<b>Second Half Points</b>		
		<b>Field Goals</b>		
		<b>Field Goal Attempts</b>		
		<b>FG Percentage</b>		
		<b>3-Point Field Goals</b>		
		<b>3-Point Field Goal Att.</b>		
		<b>3-Point FG Percentage</b>		
		<b>Free Throws</b>		
		<b>Free Throw Attempts</b>		
		<b>Free Throw Percentage</b>		
		<b>Offensive Rebounds</b>		
		<b>Defensive Rebounds</b>		
		<b>Total Rebounds</b>		
		<b>Fouls</b>		
		<b>Assists</b>		
		<b>Turnovers</b>		
		<b>Blocked Shots</b>		
		<b>Steals</b>		

## 2018-2019 GAME-BY-GAME LEADERS / STARTING FIVES

<i>Opponent</i>	<i>Starting 5</i>	<i>Points</i>	<i>Rebounds</i>	<i>Assists</i>	<i>Blocks</i>	<i>Steals</i>
<b>#Central State</b>	Goss-Hall-Johnson-Justice-Weatherford	Justice/Minnett (19)	Hall (12)	Justice (5)	Ahmed (2)	Rogers (3)
<b>at Xavier</b>	Goss-Ismail-Justice-McCall-Weatherford	Minnett (21)	Goss (8)	McCall (5)	Goss (2)	4 tied w/ (1)
<b>Eastern Illinois</b>						
<b>at Boston College</b>						
<b>at Richmond</b>						
<b>vs. St. Francis (NY)</b>						
<b>vs. Grambling/Niagara</b>						
<b>Bradley</b>						
<b>Ball State</b>						
<b>IU Kokomo</b>						
<b>IU Northwest</b>						
<b>Western Illinois</b>						
<b>at Purdue Fort Wayne</b>						
<b>at Morehead State</b>						
<b>at Northern Ky.</b>						
<b>at Wright State</b>						
<b>at UIC</b>						
<b>Cleveland St.</b>						
<b>Youngstown St.</b>						
<b>at Green Bay</b>						
<b>at Milwaukee</b>						
<b>Oakland</b>						
<b>Detroit Mercy</b>						
<b>Northern Ky.</b>						
<b>Wright State</b>						
<b>UIC</b>						
<b>at Youngstown St.</b>						
<b>at Cleveland St.</b>						
<b>Milwaukee</b>						
<b>Green Bay</b>						
<b>at Detroit Mercy</b>						
<b>at Oakland</b>						
<b>HL Quarters</b>						
<b>HL Semis</b>						
<b>HL Championship</b>						

## 2018-2019 POINTS-REBOUNDS-ASSISTS

				00	04	05	10	11	15	22
Opponent	Date	Score		MINNETT,JA	HANSEN,JAC	JUSTICE,CA	ROGERS,NIC	KENYON,BRA	ISMAIL,AHM	MCCALL,DJ
at Xavier	11/06/18	69-82	L	21-3-2	10-4-0	9-3-0	3-3-3	7-1-0	3-6-0	4-5-5

Opponent	Date	Score	23	32
at Xavier	11/06/18	69-82	L 8-2-1	WEATHERFOR GOSS,ELYJA 4-8-0

## 2018-2019 COMPARISON STATISTICS

Opponent	1st	2nd	Score	Mar	Total FG	FG Pct	3-Pointers	3FG Pct	Free Throws	FT Pct	Rebounds	Assist	T/Over	Block	Steal	Fouls
Xavier	34/37	35/45	69-82	(13)	20-56/31-66	.357/.470	9-27/9-29	.333/.310	20-26/11-19	.769/.579	36/43 (7)	11/18	15/13	3/6	4/10	22/22

Note: Game totals are displayed in the format TEAM/OPPONENT for each category



**Jason Gardner** was named the eighth head coach in IUPUI men's basketball program's history on April 2, 2014. Gardner, the 1999 winner of the Indiana Mr. Basketball Award, spent a year on the University of Memphis bench and two seasons at Loyola prior to that.

In his first season on the Jaguars' bench, he guided IUPUI to 10 wins, more than tripling the program's Division I win total from a year prior. His hiring paid immediate dividends on the recruiting trail, as he immediately inked five Division I transfers, four of whom were former in-state standouts. His success on the

recruiting circuit continued leading into the 2015-16 campaign as he landed former Indiana All-Star Ron Patterson from Syracuse, along with former Kentucky All-Star Evan Hall and talented Indianapolis guard T.J. Henderson.

While at Memphis, Gardner helped the Tigers to a 24-10 record as Shaq Goodwin and Joe Jackson earned All-Conference accolades. In addition, Memphis forward Austin Nichols was a unanimous selection to the American Athletics Conference All-Rookie Team after averaging 9.1 points and 4.2 boards per game. Gardner was a college teammate of current Memphis Head Coach Josh Pastner at Arizona.

Prior to coming to Memphis, Gardner was an assistant under Porter Moser at Loyola, helping the Ramblers to an eight-game improvement from 2011-12 to 2012-13. He coached Ben Averkamp to All-Horizon League accolades for two straight seasons, while Loyola point guard Cully Payne was a Bob Cousy Award nominee. He also helped recruit one of the top signing classes in the Horizon League prior to the 2012-13 season. Gardner's coaching career began in 2010 when he served as an assistant at nearby Cathedral High School.

Gardner's racked up numerous accolades during his prestigious high school, college and professional playing careers. He was a 1999 McDonald's and Parade All-American while at North Central High School, finishing his prep career with a school record 1,669 points. He was a two-time Gatorade Circle of Champions Indiana Player of the Year and was named the 1998-99 Indianapolis County Player of the Year by The Indianapolis Star and Indianapolis News. His senior season, he helped NCHS to the IHSAA 4A state championship and Tournament of Champions title while averaging 22.6 points, 4.7 rebounds, 4.0 assists and 3.0 steals per game.

The 5-foot-10 point guard was recruited to the University of Arizona by legendary Head Coach Lute Olsen, where he was a four-year All-American for the Wildcats. He was the 2002-03 Naismith National Player of the Year and Lowe's Senior CLASS award recipient. He was the 2000 consensus National Freshman of the Year and closed his career as one of four players in Pac-12 history with 1,500 points, 500 assists and 200 steals for a career. He helped lead Arizona to two Pac-12 regular season titles (2000, 2003) and four consecutive NCAA Tournament berths. The Wildcats made three Sweet Sixteens (2001, 2002, 2003), two Elite Eights (2001, 2003) and were the NCAA national runner-up in 2001. All total, Arizona won 107 games during Gardner's four seasons and he still holds school records for games started (135) and minutes played (4,825), while ranking third in school history with 1,984 career points. He also finished second in threes made (318) and fourth in assists (622). He earned his degree from the university in 2011 in disciplinary studies.

Gardner later played professionally overseas for more than eight years, primarily in Germany. In 2009, he was named MVP of German Basketball Bundesliga after helping Oldenburg to the league crown, averaging 13.7 points, 4.0 assists and 3.0 boards per game. He was a two-time Basketball Bundesliga All-Star, including starting the 2007 game.

Gardner is married to the former Jacquelyn Maxberry and the couple has four children, Jasper, Jason Jr., Jacob and Jackson.



## THE GARDNER FILE

**School:** ..... Arizona, '11  
**Seasons with IUPUI:** ..... fifth season  
**Career Record:** ..... 48-78 (5th year)  
**Coaching Experience:**  
 ..... 2014-pres., Head Coach, IUPUI  
 ..... 2013-14, Assistant Coach, Memphis  
 ..... 2011-13, Assistant Coach, Loyola (Ill.)  
 ..... 2010-11, Assistant Coach, Cathedral H.S.





# IUPUI PLAYER CAREER STATS

## GOSS, Elijah

Season	gp-gs	min/avg	Total		3-Point		F-Throws		Rebounds				pf	fo	ast	to	blk	stl	Scoring	
			fg-fga	pct	fg-fga	pct	ft-fita	pct	off	def	tot	avg							pts	avg
2017-18	30-0	414/13.8	41-93	.441	4-13	.308	22-29	.759	38	68	106	3.5	46	0	12	20	11	12	108	3.6
2018-19	1-1	26/26.0	2-5	.400	0-1	.000	0-2	.000	2	6	8	8.0	0	0	0	1	2	1	4	4.0
TOTAL	31-1	440/14.2	43-98	.439	4-14	.286	22-31	.710	40	74	114	3.7	46	0	12	21	13	13	112	3.6

## HALL, Evan

Season	gp-gs	min/avg	Total		3-Point		F-Throws		Rebounds				pf	fo	ast	to	blk	stl	Scoring	
			fg-fga	pct	fg-fga	pct	ft-fita	pct	off	def	tot	avg							pts	avg
2015-16	23-11	383/16.7	50-97	.515	1-1	1.000	19-47	.404	41	50	91	4.0	67	4	14	17	7	10	120	5.2
2016-17	30-23	596/19.9	96-163	.589	0-0	.000	35-89	.393	73	83	156	5.2	83	1	14	40	24	16	227	7.6
2017-18	29-29	655/22.6	97-215	.451	0-0	.000	30-102	.294	74	104	178	6.1	79	1	20	54	25	21	224	7.7
TOTAL	82-63	1634/19.9	243-475	.512	1-1	1.000	84-238	.353	188	237	425	5.2	229	6	48	111	56	47	571	7.0

## MCCALL, D.J.

Season	gp-gs	min/avg	Total		3-Point		F-Throws		Rebounds				pf	fo	ast	to	blk	stl	Scoring	
			fg-fga	pct	fg-fga	pct	ft-fita	pct	off	def	tot	avg							pts	avg
2014-15	31-15	664/21.4	52-124	.419	6-19	.316	39-61	.639	31	58	89	2.9	49	1	38	55	1	19	149	4.8
2016-17	32-22	678/21.2	51-120	.425	5-18	.278	45-77	.584	66	95	161	5.0	71	0	48	41	8	22	152	4.8
2017-18	29-27	799/27.6	70-173	.405	10-40	.250	53-74	.716	48	73	121	4.2	67	2	57	41	11	43	203	7.0
2018-19	1-1	32/32.0	2-8	.250	0-1	.000	0-2	.000	4	1	5	5.0	1	0	5	0	0	0	4	4.0
TOTAL	93-65	2173/23.4	175-425	.412	21-78	.269	137-214	.640	149	227	376	4.0	188	3	148	137	20	84	508	5.5

## MINNETT, Jaylen

Season	gp-gs	min/avg	Total		3-Point		F-Throws		Rebounds				pf	fo	ast	to	blk	stl	Scoring	
			fg-fga	pct	fg-fga	pct	ft-fita	pct	off	def	tot	avg							pts	avg
2017-18	30-4	630/21.0	69-173	.399	51-126	.405	24-30	.800	12	24	36	1.2	42	0	35	39	1	14	213	7.1
2018-19	1-0	34/34.0	6-15	.400	5-12	.417	4-4	1.000	0	3	3	3.0	2	0	2	2	0	1	21	21.0
TOTAL	31-4	664/21.4	75-188	.399	56-138	.406	28-34	.824	12	27	39	1.3	44	0	37	41	1	15	234	7.5

## ROGERS, Nick

Season	gp-gs	min/avg	Total		3-Point		F-Throws		Rebounds				pf	fo	ast	to	blk	stl	Scoring	
			fg-fga	pct	fg-fga	pct	ft-fita	pct	off	def	tot	avg							pts	avg
2017-18	27-25	635/23.5	40-120	.333	17-49	.347	40-56	.714	8	35	43	1.6	54	1	81	56	1	12	137	5.1
2018-19	1-0	19/19.0	1-2	.500	1-1	1.000	0-0	.000	0	3	3	3.0	3	0	3	3	0	0	3	3.0
TOTAL	28-25	654/23.4	41-122	.336	18-50	.360	40-56	.714	8	38	46	1.6	57	1	84	59	1	12	140	5.0

# IUPUI PLAYER CAREER-HIGHS (bold means occurred in 2018-2019 season)

	#0 JAYLEN MINNETT	#2 JAKOBY KEMP	#4 JACK HANSEN	#5 CAMRON JUSTICE	#10 NICK ROGERS	#11 BRANDON KENYON	#15 AHMED ISMAIL	#22 D.J. MCCALL	#23 GRANT WEATHERFORD	#24 EVAN HALL	#25 TREVOR JOHNSON	#32 ELYJAH GOSS	#55 DANIEL ALSTON
Points:	21 (11/6/18)	---	10 (11/6/18)	9 (11/6/18)	11 - 3x	7 (11/6/18)	3 (11/6/18)	25 (11/28/17)	8 (11/6/18)	21 (1/11/17)	---	10 (11/28/17)	---
Rebounds:	4 - 2x	---	4 (11/6/18)	3 (11/6/18)	5 - 2x	1 (11/6/18)	6 (11/6/18)	13 (12/3/16)	2 (11/6/18)	12 (2/19/18)	---	12 (11/13/17)	---
Assists:	3 (1/10/18)	---	---	---	6 - 2x	---	---	7 (12/28/16)	1 (11/6/18)	4 (12/12/16)	---	3 (2/23/18)	---
FG:	6 - 2x	---	3 (11/6/18)	1 (11/6/18)	4 (1/2/18)	2 (11/6/18)	---	9 (11/28/17)	3 (11/6/18)	10 (2/16/18)	---	4 - 2x	---
FGA:	15 (11/6/18)	---	8 (11/6/18)	6 (11/6/18)	11 (1/2/18)	5 (11/6/18)	---	20 (11/28/17)	7 (11/6/18)	15 (2/16/18)	---	8 (11/13/17)	---
3FG:	5 (11/6/18)	---	2 (11/6/18)	1 (11/6/18)	3 (2/23/18)	---	---	3 - 3x	---	1 (11/13/15)	---	1 - 4x	---
3FGA:	12 (11/6/18)	---	6 (11/6/18)	4 (11/6/18)	5 (12/30/17)	1 (11/6/18)	---	7 (11/28/17)	1 (11/6/18)	1 (11/13/15)	---	2 - 4x	---
FT:	4 - 2x	---	2 (11/6/18)	6 (11/6/18)	8 - 2x	3 (11/6/18)	3 (11/6/18)	9 (2/23/18)	2 (11/6/18)	8 (12/12/16)	---	4 - 2x	---
FTA:	4 - 3x	---	2 (11/6/18)	7 (11/6/18)	10 (1/27/18)	3 (11/6/18)	4 (11/6/18)	11 (2/23/18)	2 (11/6/18)	9 - 2x	---	6 (12/22/17)	---
Blocks:	1 (12/22/17)	---	1 (11/6/18)	---	1 - 2x	---	---	2 (1/16/18)	---	4 (2/16/18)	---	3 (11/13/17)	---
Steals:	3 (12/2/17)	---	---	1 (11/6/18)	2 - 4x	---	---	4 - 3x	1 (11/6/18)	3 (1/10/18)	---	2 - 2x	---
Minutes:	37 (11/11/17)	---	18 (11/6/18)	11 (11/6/18)	33 (1/4/18)	16 (11/6/18)	18 (11/6/18)	38 (2/19/15)	26 (11/6/18)	33 (1/18/17)	---	26 (11/6/18)	---

LAST FOUR BOX SCORES

EXH. GAME • IUPUI 86, CENTRAL STATE 52 (INDIANA FARMERS COLISEUM)

Central St. (OH) 52 • 0-2

#	Player		Total		3-Ptr		Rebounds			PF	TP	A	TO	Blk	Stl	Min
			FG-FGA	FG-FGA	FT-FTA	Off	Def	Tot								
24	Stacey Whitt	f	2-7	0-3	1-2	2	2	4	4	5	3	6	1	0	29	
35	Malik Fisher	c	1-8	0-3	5-8	1	2	3	3	7	0	2	1	0	25	
04	Tom Johnson	g	2-9	0-1	3-6	2	4	6	1	7	1	3	0	1	34	
12	Orian Monford		2-7	0-1	0-0	0	1	1	2	4	2	0	0	0	21	
23	Dorian Crutcher	g	2-5	1-4	3-3	1	2	3	0	8	1	1	1	0	26	
02	Joey Williams		1-2	0-0	0-0	0	1	1	0	2	0	1	0	0	14	
03	Randal Clarkson, Jr.		0-1	0-1	2-4	0	3	3	4	2	2	4	0	3	23	
15	Blake Spaulding		0-0	0-0	0-0	0	2	2	0	0	0	1	0	1	3	
22	Quinton Glaspie		6-11	3-6	2-6	1	4	5	5	17	1	1	0	0	25	
Team						0	3	3				1				
Totals			16-50	4-19	16-29	7	24	31	19	52	10	20	3	5	200	
FG % 1st Half: 8-26 30.8% 2nd half: 8-24 33.3% Game: 16-50 32.0% Deadball Rebounds 7,1																
3FG % 1st Half: 0-8 0.0% 2nd half: 4-11 36.4% Game: 4-19 21.1%																
FT % 1st Half: 7-13 53.8% 2nd half: 9-16 56.3% Game: 16-29 55.2%																

IUPUI 86 • 1-0

#	Player		Total		3-Ptr	Rebounds			PF	TP	A	TO	Blk	Stl	Min
			FG-FGA	FG-FGA	FT-FTA	Off	Def	Tot							
24	HALL, Evan	f	4-7	0-0	2-2	5	7	12	1	10	4	1	1	0	19
32	GOSS, Elyjah	f	1-1	1-1	0-0	0	5	5	3	3	2	1	0	1	17
05	JUSTICE, Camron	g	7-16	3-10	2-3	0	2	2	1	19	5	1	0	0	27
23	WEATHERFORD, Grant	g	1-3	0-1	1-2	0	3	3	2	3	3	0	1	2	24
25	JOHNSON, Trevor	g	2-3	1-1	0-0	1	2	3	4	5	1	1	0	0	15
00	MINNETT, Jaylen		7-13	4-10	1-1	0	1	1	3	19	2	3	0	1	26
01	Jakoby Kemp		0-1	0-0	1-2	0	0	0	1	1	0	1	0	0	4
04	HANSEN, Jack		1-5	1-4	1-2	1	3	4	3	4	4	1	0	1	18
10	ROGERS, Nick		2-7	0-3	0-0	0	2	2	0	4	2	3	0	3	22
11	KENYON, Brandon		0-1	0-1	0-0	0	0	0	2	0	1	0	0	0	7
15	ISMAIL, Ahmed		8-8	0-0	2-3	2	6	8	3	18	0	2	2	1	19
55	ALSTON, Daniel		0-0	0-0	0-0	0	0	0	0	0	0	0	0	0	2
Team						0	1	1							
Totals			33-65	10-31	10-15	9	32	41	23	86	24	14	4	9	200
FG % 1st Half: 16-32 50.0% 2nd half: 17-33 51.5% Game: 33-65 50.8% Deadball Rebounds 3,1															
3FG % 1st Half: 5-17 29.4% 2nd half: 5-14 35.7% Game: 10-31 32.3%															
FT % 1st Half: 6-8 75.0% 2nd half: 4-7 57.1% Game: 10-15 66.7%															

Officials: Jerry Scherzinger, Brian Shore, Jourdan Love  
Technical fouls: Central St. (OH)-None. IUPUI-None.  
Attendance: 875  
Exhibition Game

Score by periods	1st	2nd	Total
Central St. (OH)	23	29	52
IUPUI	43	43	86

GAME #1 • XAVIER 82, IUPUI 69 (CINCINNATI, OHIO)

IUPUI 69 • 0-1

#	Player		Total			3-Ptr		Rebounds		PF	TP	A	TO	Blk	Stl	Min
			FG-FGA	FG-FGA	FT-FTA	Off	Def	Tot								
32	GOSS, Elyjah	f	2-5	0-1	0-2	2	6	8	0	4	0	1	2	1	26	
15	ISMAIL, Ahmed	c	0-0	0-0	3-4	1	5	6	4	3	0	2	0	0	18	
05	JUSTICE, Camron	g	1-6	1-4	6-7	0	3	3	2	9	0	3	0	1	11	
22	McCALL, D.J.	g	2-8	0-1	0-2	4	1	5	1	4	5	0	0	0	32	
23	WEATHERFORD, Grant	g	3-7	0-1	2-2	0	2	2	3	8	1	3	0	1	26	
00	MINNETT, Jaylen		6-15	5-12	4-4	0	3	3	2	21	2	2	0	1	34	
04	HANSEN, Jack		3-8	2-6	2-2	1	3	4	2	10	0	0	1	0	18	
10	ROGERS, Nick		1-2	1-1	0-0	0	3	3	3	3	3	3	0	0	19	
11	KENYON, Brandon		2-5	0-1	3-3	0	1	1	5	7	0	1	0	0	16	
Team						1	0	1								
Totals			20-56	9-27	20-26	9	27	36	22	69	11	15	3	4	200	
FG % 1st Half: 8-31 25.8%			2nd half: 12-25 48.0%	Game: 20-56 35.7%			Deadball Rebounds 3									
3FG % 1st Half: 5-17 29.4%			2nd half: 4-10 40.0%	Game: 9-27 33.3%												
FT % 1st Half: 13-16 81.3%			2nd half: 7-10 70.0%	Game: 20-26 76.9%												

Xavier 82 • 1-0

#	Player		Total		3-Ptr	Rebounds			PF	TP	A	TO	Blk	Stl	Min
			FG-FGA	FG-FGA	FT-FTA	Off	Def	Tot							
00	JONES, Tyrique	f	8-11	0-0	1-1	4	2	6	5	17	1	0	0	4	22
13	MARSHALL, Naji	f	4-13	0-6	5-7	2	2	4	3	13	7	3	0	1	36
32	WELAGE, Ryan	f	9-17	6-13	0-0	1	6	7	1	24	2	0	1	1	32
01	SCRUGGS, Paul	g	2-3	1-2	0-1	1	5	6	5	5	4	4	0	2	24
02	CASTLIN, Kyle	g	3-5	1-2	2-2	2	6	8	1	9	1	1	0	0	29
04	HARDEN, Elias		2-4	1-3	1-2	0	1	1	3	6	1	1	0	0	18
11	KENNEDY, Keonte		1-4	0-2	0-0	0	1	1	2	2	2	2	0	1	18
12	JAMES, Dontarius		0-2	0-1	0-0	0	0	0	0	0	0	1	0	0	4
35	HANKINS, Zach		2-7	0-0	2-6	3	4	7	2	6	0	1	5	1	17
Team						0	3	3							
Totals			31-66	9-29	11-19	13	30	43	22	82	18	13	6	10	200
FG % 1st Half: 14-32 43.8% 2nd half: 17-34 50.0% Game: 31-66 47.0% Deadball Rebounds 3															
3FG % 1st Half: 3-13 23.1% 2nd half: 6-16 37.5% Game: 9-29 31.0%															
FT % 1st Half: 6-11 54.5% 2nd half: 5-8 62.5% Game: 11-19 57.9%															

Officials: James Breeding, Brent Hampton, Alfred Smith  
Technical fouls: IUPUI-JUSTICE, Camron. Xavier-None.  
Attendance: 10224

Score by periods	1st	2nd	Total
IUPUI	34	35	69
Xavier	37	45	82